

Message from the School

Capital City offers a rigorous and engaging academic program through the EL Education model. A whole child approach emphasizes a strong social curriculum, arts integration, and a focus on fitness and wellness. Capital City has a model inclusion program and a commitment to diversity.



📍 100 PEABODY STREET NW, Washington, DC 20011
 🏠 Ward 4
 ☎️ (202) 808-9800

School Instructional Hours

Monday: 08:30 AM - 03:30 PM
Tuesday: 08:30 AM - 03:30 PM
Wednesday: 08:30 AM - 12:30 PM
Thursday: 08:30 AM - 03:30 PM
Friday: 08:30 AM - 03:30 PM

Total Students (2021-22 Ever-Enrolled): 333
Total Teachers: 44
Total School Leaders: 2
Grades Served: 5, 6, 7, 8
Principal: Laina Cox
Title-I Status: Yes
Local Education Agency (LEA): Capital City PCS

School Uniforms Required: No
Bus Line(s): 62, 63, K2
Metro Line(s): Fort Totten; Takoma
Before Care Offered: No
After Care Offered: Yes
 ◦ **Cost:** Sliding Scale

School Program Information

Arts Integration
 Blended Learning
 Interscholastic Sports
 Restorative Justice Program
 School Garden

Parent Organization

Parent Organization Offered: Yes
Parent Organization Contact: Griffith Allison
 (psa@ccpcs.org)
Parent Organization Website:
www.ccpcs.org/current-families/get-know-psa

Extracurricular & Enrichment Activities

Interscholastic Athletics
 Debate Team
 Chess
 Band
 Step Team
 MakerSpace
 Adventure Program

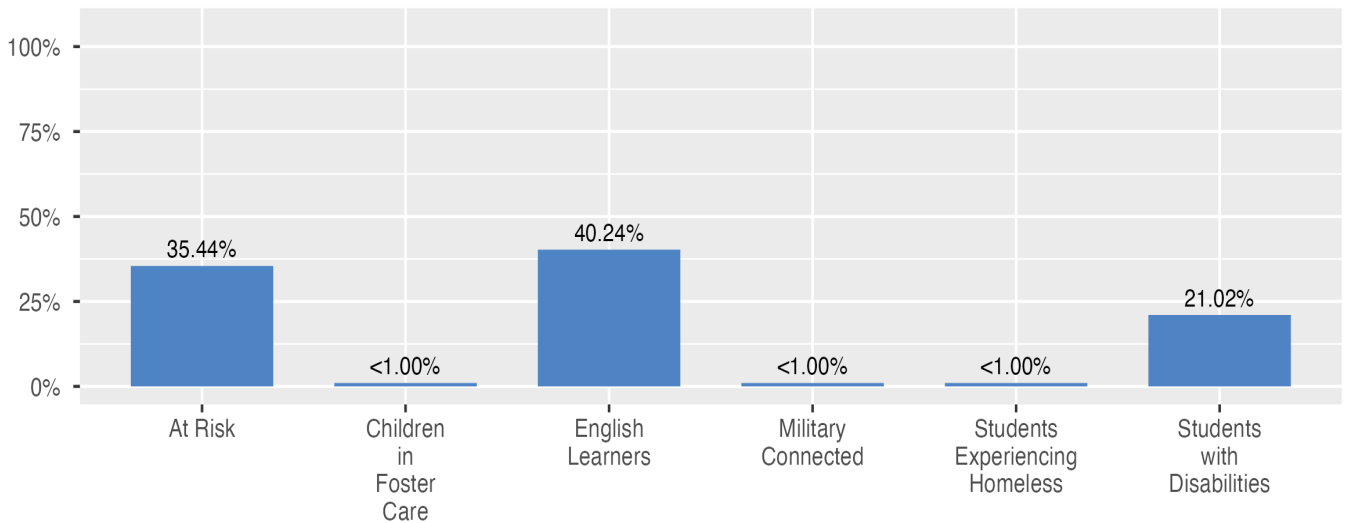
School Enrollment

The ever-enrolled count is the total number of students who are enrolled at any point during the school year; a student who attends a school for one day or 180 days is counted the same way. For this reason, the ever-enrolled count will always be larger than the audit count.

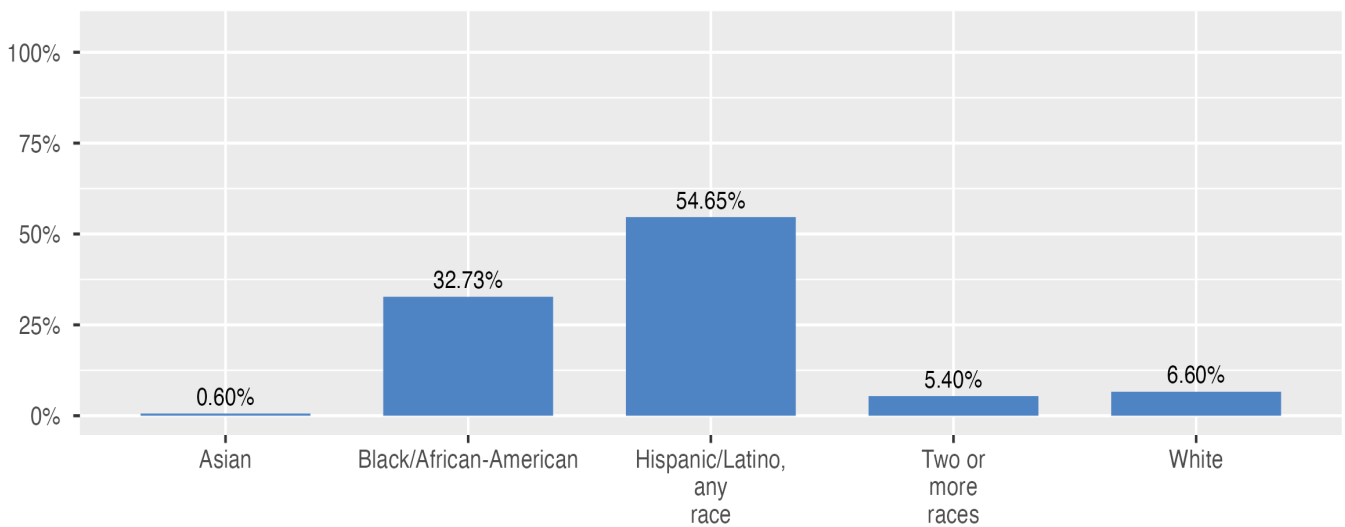
2021-22 Ever-Enrolled by Grade Level

Grade 05	Grade 06	Grade 07	Grade 08
81	85	84	83

Enrollment by Student Group



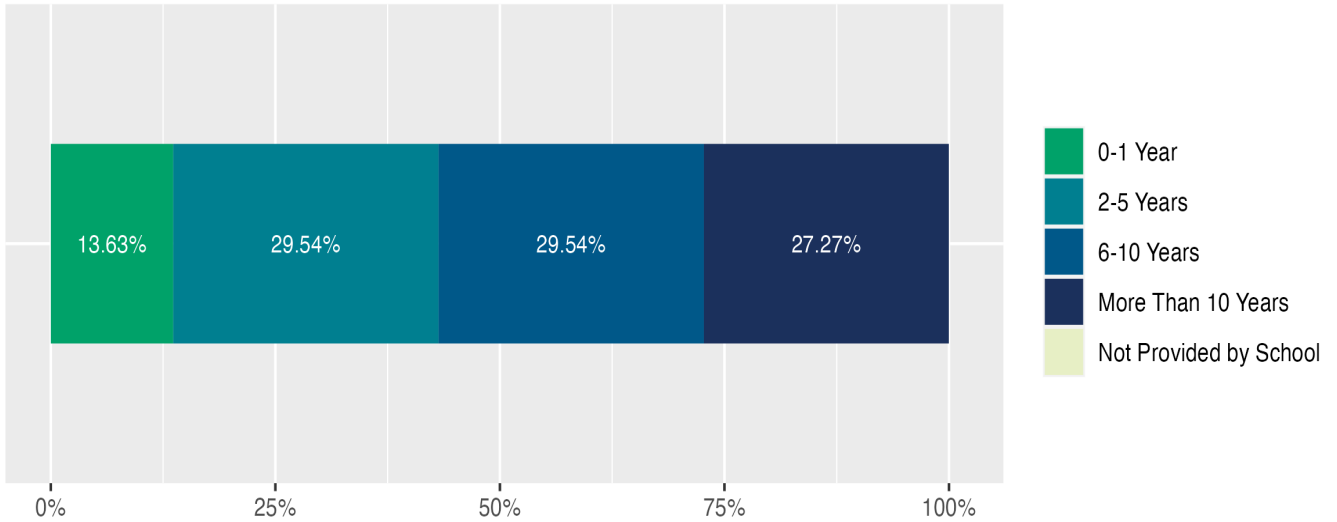
Enrollment by Race/Ethnicity



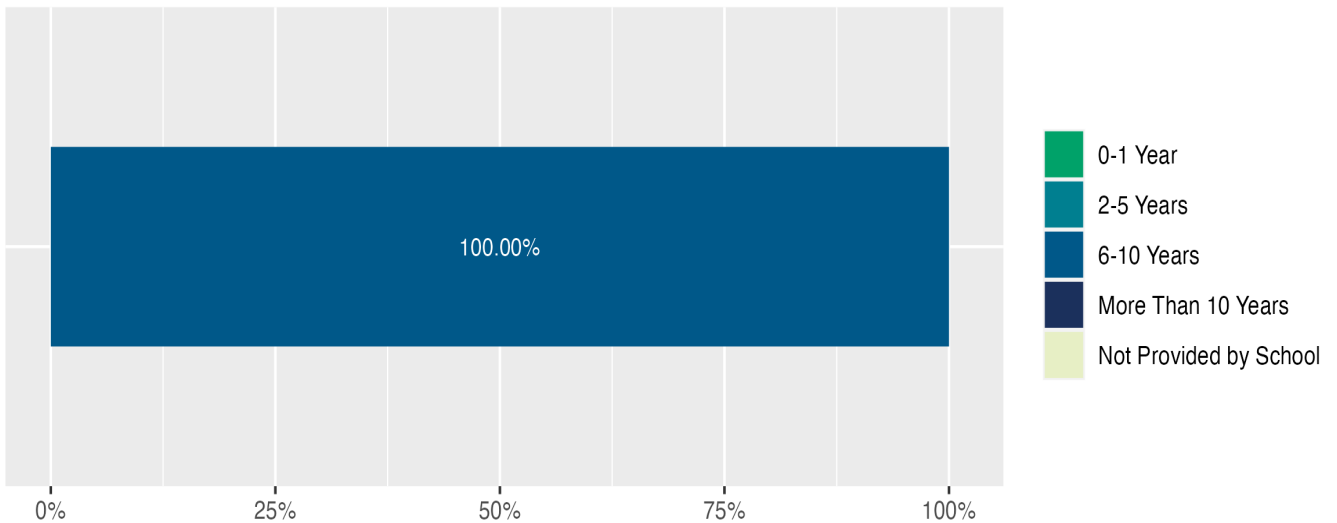
Teacher and School Leader Data

This page includes information about teacher experience levels in DC Public Schools and public charter schools. For DC Public Schools, it also includes information about credentialed and in-field teachers.

Teacher - Years of Experience



School Leader - Years of Experience

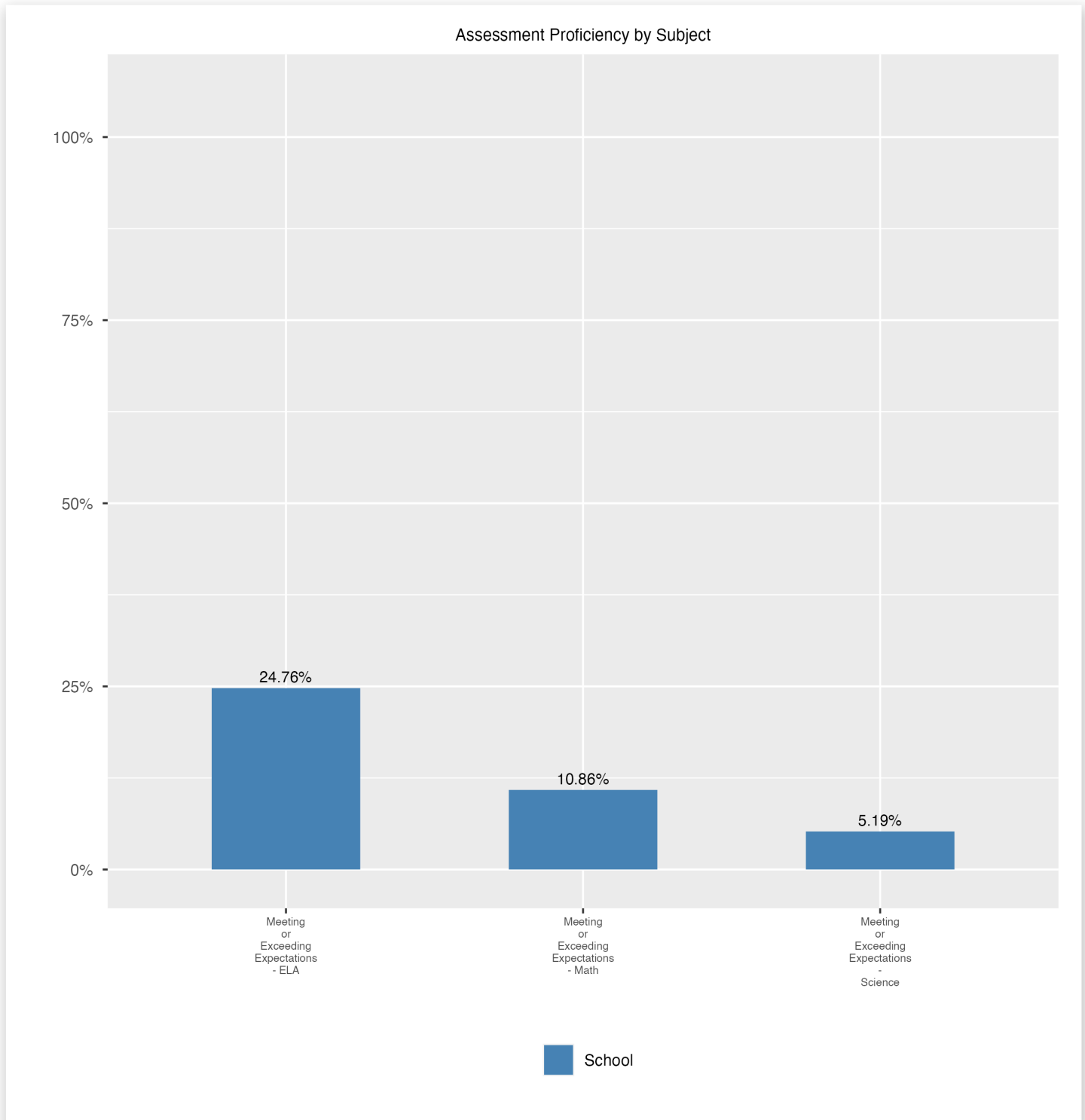


School Safety and Discipline

Information about discipline and school safety in DC, in accordance with the U.S. Department of Education's Civil Rights Data collection, including suspensions and expulsions for students, school related arrests, reported incidents of violence, bullying, and harassment are available in the OSSE Discipline report and data files (<https://osse.dc.gov/page/data-and-reports-0>).

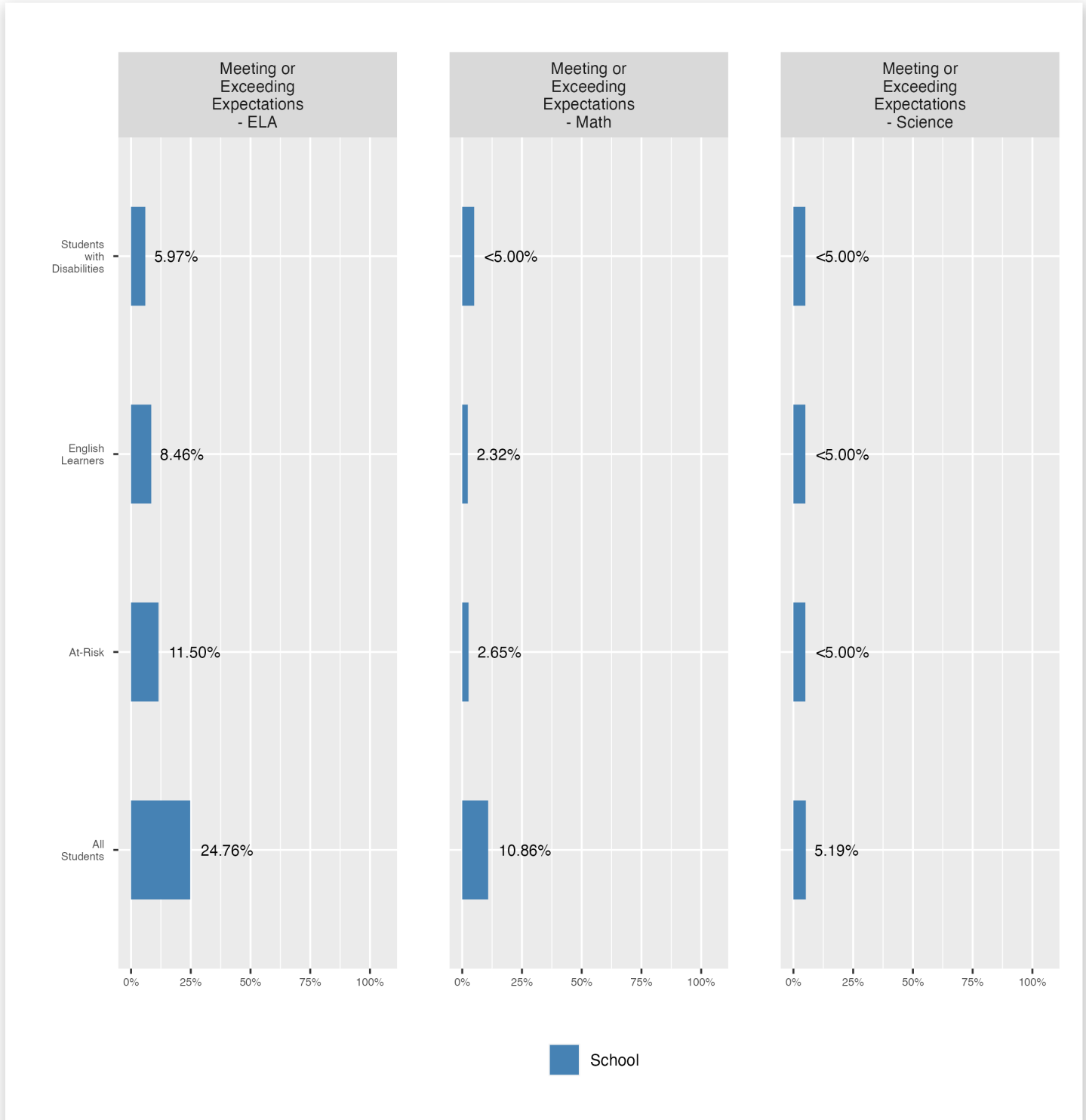
Assessment Proficiency by Subject

This page shows the percentage of students meeting or exceeding grade -or course- level expectations on statewide assessments in English language arts/literacy (ELA), mathematics, and science.



Assessment Proficiency by Group

This page shows the percentage of specific groups of students meeting or exceeding grade- or course-level expectations on statewide assessments.

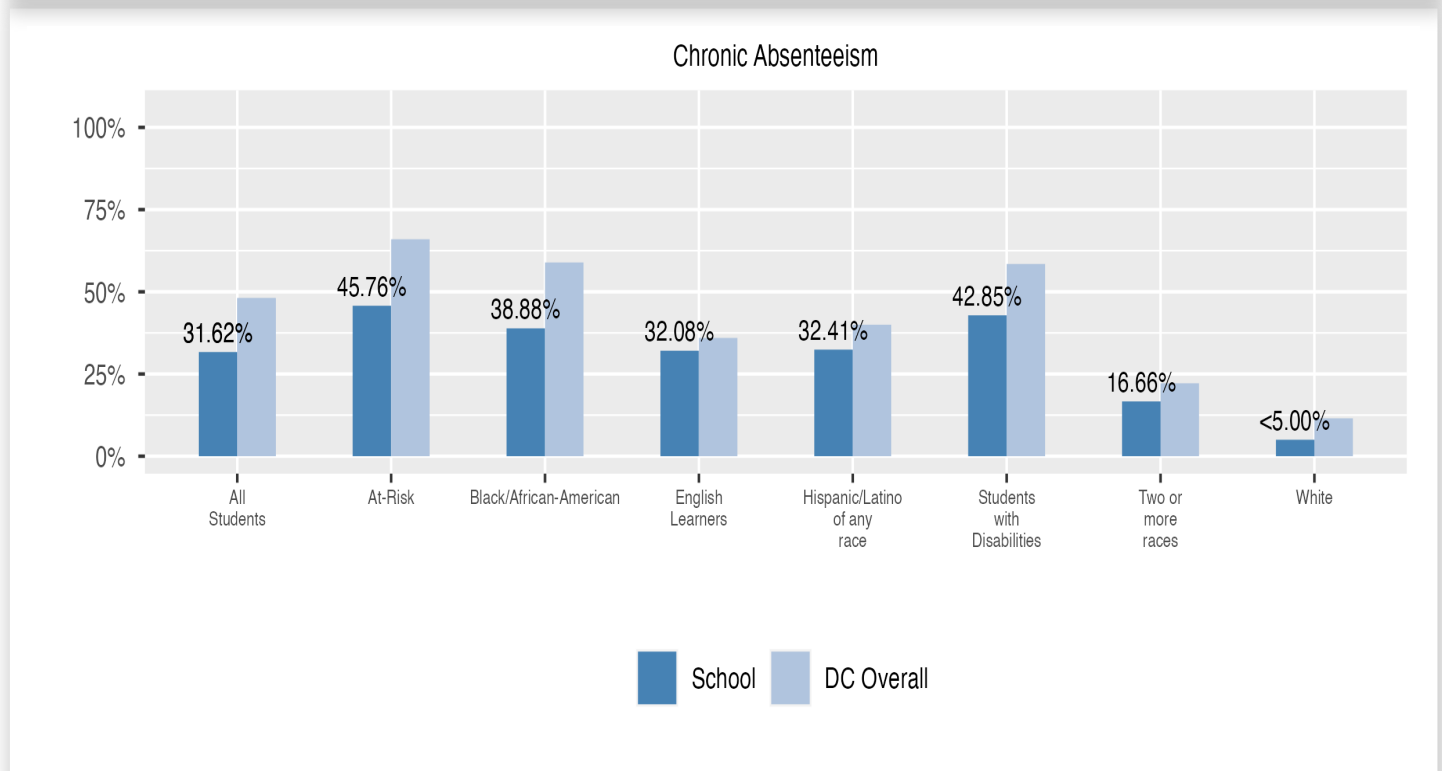
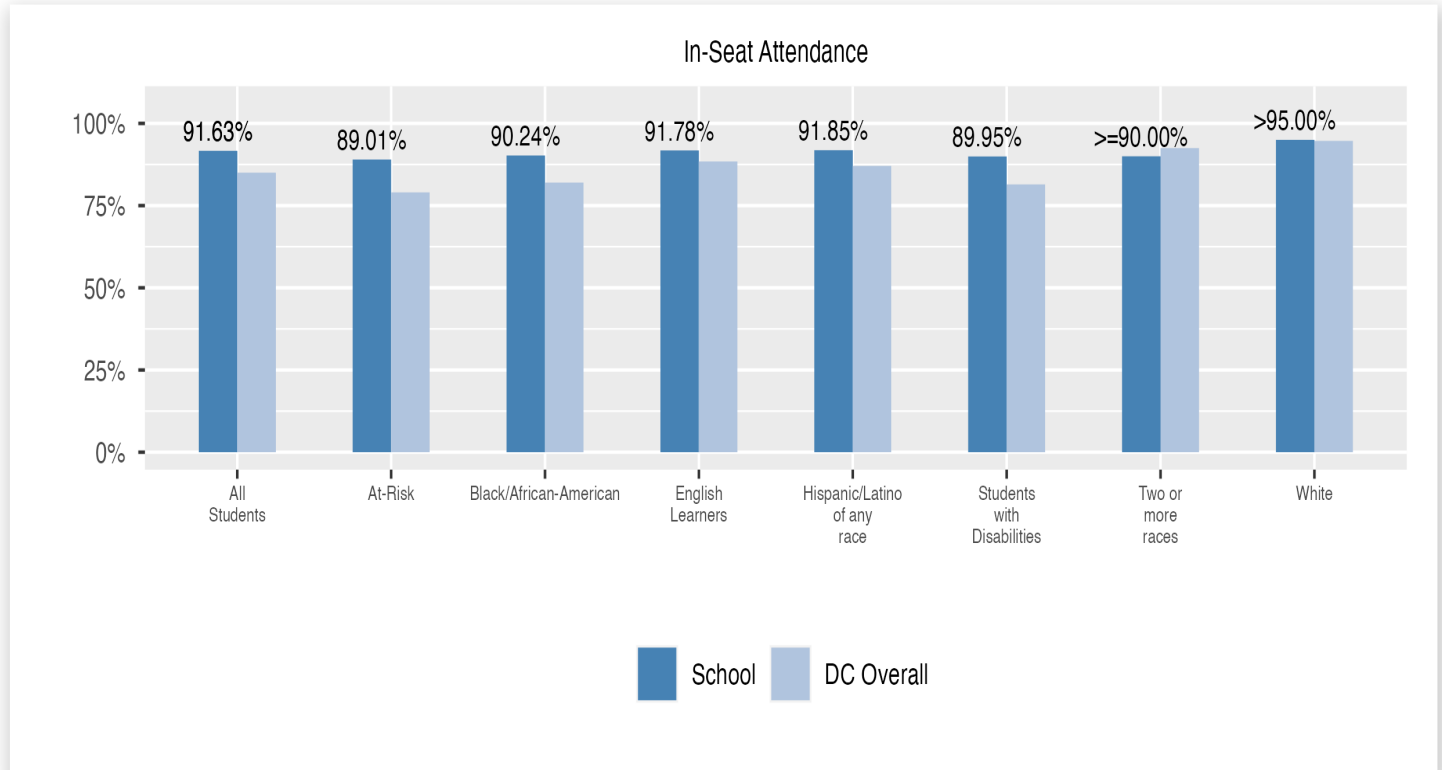


Proficiency by Subject

Statewide assessments in science are administered to students in grades 5 and 8, and students enrolled in high school biology. Missing data indicates that a school does not serve students required to take statewide science assessments.

Attendance

Review information on attendance below, including in-seat attendance for all students (there is a separate measure of attendance for pre-K students, since pre-K is not compulsory), and the percentage of students chronically absent, meaning that they miss at least 10% of the school days for which they are enrolled throughout the school year at the school.



Student Enrollment Changes

Explore information on how much the population at the school changes throughout the year or from year to year. It shows information about changes in enrollment, including whether students leave or enter the school mid-year, and whether eligible students choose to re-enroll in the school.

